

P E R M I T

CITY OF NAPOLEON
255 W. RIVERVIEW AVE
NAPOLEON, OHIO 43545

DIVISION OF BUILDING & ZONING
PH (419) 592-4010
FAX (419) 599-8393

PERMIT NO: 99371

DATE ISSUED: 10-11-99

ISSUED BY: BND

JOB LOCATION: 547 EUCLID AVE

EST. COST: 122000.00

LOT #:

SUBDIVISION NAME:

OWNER: NEW HOME DEVELOPMENT
ADDRESS: 511 PERRY ST
CSZ: DEFIANCE, OH 43512
PHONE: 419-784-1075

AGENT: THE DOTSON CO INC
ADDRESS: 6848 PROVIDENCE ST
CSZ: WHITEHOUSE, OH 43571
PHONE: 419-877-5176

USE TYPE - RESIDENTIAL: X

OTHER:

ZONING INFORMATION

DIST: R-4 LOT DIM: 66X165 AREA: 10890 FYRD: 25 SYRD: 7 RYRD: 15
MAX HT: 45' # PKG SPACES: # LOADING SP: MAX LOT COV: 45%

BOARD OF ZONING APPEALS:

WORK TYPE - NEW: X REPLMNT: ADD'N: ALTER: REMODEL:

WORK INFORMATION

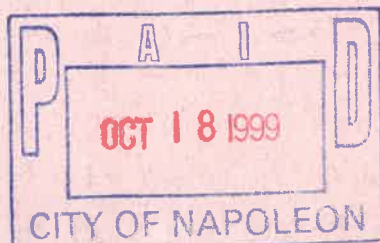
SIZE - LGTH: 50 WIDTH: 27 STORIES: 1 LIVING AREA SF: 1370
GARAGE AREA SF: HEIGHT: BLDG VOL DEMO PERMIT:

WORK DESCRIPTION
NEW HOME TWO FAMILY

FEE DESCRIPTION	PAID DATE	FEE AMOUNT DUE
BUILDING PERMIT		255.00
ELECTRICAL PERMIT		142.00
PLUMBING PERMIT		33.00
MECHANICAL PERMIT		36.00
WATER TAP PERMIT		1310.00
SEWER PERMIT		192.00
TOTAL FEES DUE		1968.00

DATE

APPLICANT SIGNATURE



CITY OF NAPOLEON

ELECTRIC METER BASE RELEASE FORM

THIS DOCUMENT ENTITLES THE HOLDER TO "ONE" ELECTRIC METER BASE
(Please pickup at the City operations garage 1775 Industrial Drive).

PERMIT #: 99371

ISSUED:10-11-99

JOB LOCATION: 547 EUCLID AVE

WORK DESCRIPTION: NEW HOME TWO FAMILY

OWNER: NEW HOME DEVELOPMENT

ADDRESS: 511 PERRY ST DEFIANCE, OH 43512

OWNER PHONE: 419-784-1075

CONTRACTOR: THE DOTSON CO INC

ADDRESS: 6848 PROVIDENCE ST WHITEHOUSE, OH 43571

CONTRACTOR PHONE: 419-877-5176

ELECTRIC SERVICE UPGRADE _____ NEW SERVICE INSTALLATION X

INDUSTRIAL _____ COMMERCIAL _____ RESIDENTIAL X 1PHASE X 3PHASE _____

SIZE OF SERVICE 100AMP _____ 150AMP _____ 200AMP X 400AMP _____ OTHER _____

HUB SIZE - 1 1/4" _____ 1 1/2" _____ 2" _____

DESIRED VOLTAGE 120/240 X OTHER 2-Gang 100's

UNDERGROUND SERVICE X OVERHEAD SERVICE _____

=====

DATE COMPLETED: _____ APPROVED BY: _____

OLD METER NUMBER: _____ NEW METER NUMBER: _____

COMMENTS:

CITY OF NAPOLEON WATER TAPPING PERMIT FORM

PERMIT #: 99371

ISSUED: 10-11-99

JOB LOCATION: ⁵⁴⁹ ~~999~~ EUCLID AVE

SUBDIVISION NAME: _____ LOT #: _____

OWNER: NEW HOME DEVELOPMENT

ADDRESS: 511 PERRY ST DEFIANCE, OH 43512

CONTRACTOR: THE DOTSON CO INC PHONE: 419-877-5176

TAP SIZE: 1" Y 1.5" _____ 2" _____ OTHER _____

AMOUNT PAID: 650.00 YOKE SIZE: 7/8"

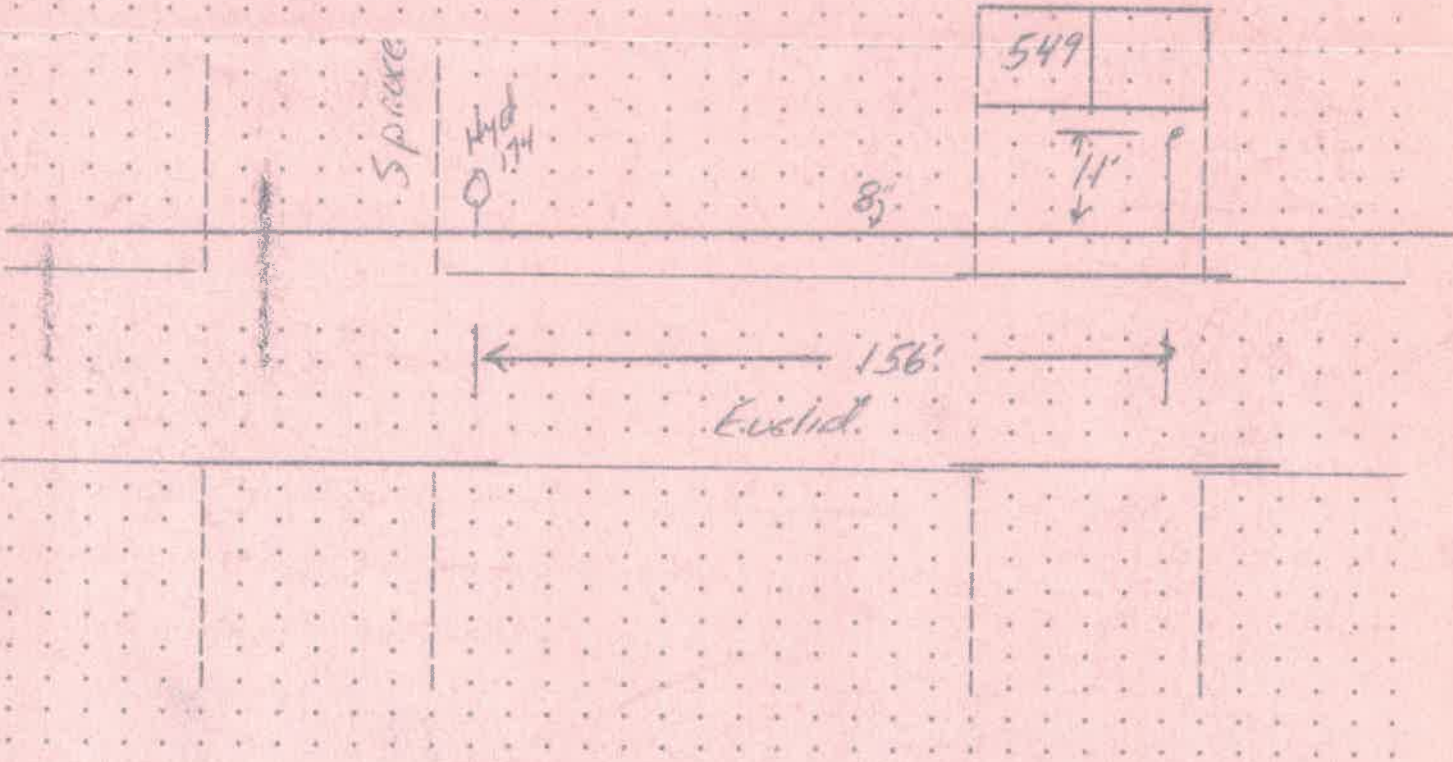
PLUMBING CONTRACTOR: _____ PH: _____

DATE OF TAP: 12-15-99 OLD TAP #: _____ NEW TAP #: 99107

SIZE AND KIND OF MAIN: 8" C-900

LOCATION OF MAIN: 13' South of South pavement edge DEPTH OF MAIN: 4'

DIST FROM HYDRANT ~~VALVE~~: 156' W of Hyd¹⁷⁸ DIST TO CURB STOP FROM CORP: 11'



DATE APPROVED: Dec 22, 1999 BY: Jeffrey E. M... [Signature]

Note: No tracing wire for #549 Euclid

CITY OF NAPOLEON WATER TAPPING PERMIT FORM

PERMIT #: 99371

ISSUED: 10-11-99

JOB LOCATION: 547 EUCLID AVE

SUBDIVISION NAME: _____ LOT #: _____

OWNER: NEW HOME DEVELOPMENT

ADDRESS: 511 PERRY ST DEFIANCE, OH 43512

CONTRACTOR: THE DOTSON CO INC PHONE: 419-877-5176

TAP SIZE: 1" X 1.5" _____ 2" _____ OTHER _____

AMOUNT PAID: 650.00 YOKE SIZE: 5/8"

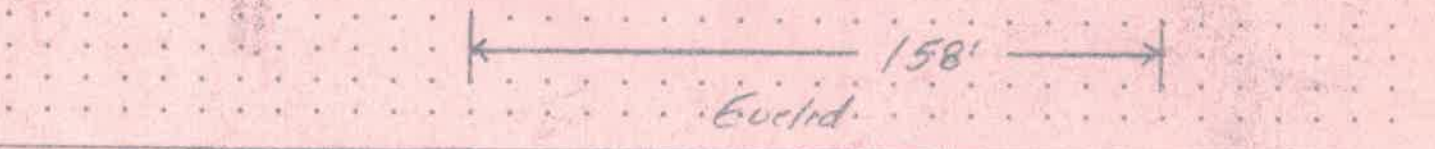
PLUMBING CONTRACTOR: _____ PH: _____

DATE OF TAP: 12-15-99 OLD TAP #: _____ NEW TAP #: 99108

SIZE AND KIND OF MAIN: 8" C-900

LOCATION OF MAIN: 13' South of South pavement edge DEPTH OF MAIN: 4'

DIST FROM HYDRANT ~~VALVE~~: 158' W of Hyd¹⁷⁴ DIST TO CURB STOP FROM CORP: 11'



DATE APPROVED: Dec 22, 1999

BY: [Signature]

CITY OF NAPOLEON

WATER METER YOKE RELEASE FORM

THIS DOCUMENT ENTITLES THE HOLDER TO "ONE" WATER METER YOKE ASSEMBLY
(Please pickup at City Operations Department 1775 Industrial Drive).

PERMIT #: 99371

ISSUED: 10-11-99

JOB LOCATION: 547 EUCLID AVE

OWNER: NEW HOME DEVELOPMENT

PHONE: 419-784-1075

ADDRESS: 511 PERRY ST DEFIANCE, OH 43512

CONTRACTOR: THE DOTSON CO INC

ADDRESS: 6848 PROVIDENCE ST WHITEHOUSE, OH 43571

PHONE: 419-877-5176

WATER TAP SIZE 1" X 1.5" _____ 2" _____ OTHER _____

WATER METER YOKE SIZE 5/8" X 3/4" _____ 1" _____ OTHER _____

NEW STRUCTURE X EXISTING STRUCTURE _____ LAWN METER _____

WATER SERVICE LINE TO BE TYPE "K" COPPER OR "CTS" POLYETHELENE TUBING OF 1" MINIMUM SIZE.

BACKFLOW DEVICE REQUIRED YES X NO _____

TYPE OF BACKFLOW DEVICE REQUIRED Double check valve assembly.

WATER METER YOKE INSTALLATION IS SUBJECT TO THE FOLLOWING CONDITIONS

- 1.) MUST BE LOCATED IN AN ACCESSIBLE AREA.
- 2.) MUST BE IN AN AREA WHICH IS NOT SUBJECT TO FREEZING TEMPERATURES.
- 3.) MUST BE AT LEAST 18" ABOVE FLOOR LEVEL (NO CRAWL SPACE INSTALLATIONS).
- 4.) MUST COMPLY WITH MINIMUM MOUNTING REQUIREMENTS (DRAWING AVAILABLE)

ISSUED BY _____ RECEIVED BY _____

1-Copy to: Building Dept, Water Dept, and Utilities Dept

CITY OF NAPOLEON

WATER METER YOKE RELEASE FORM

THIS DOCUMENT ENTITLES THE HOLDER TO "ONE" WATER METER YOKE ASSEMBLY
(Please pickup at City Operations Department 1775 Industrial Drive).

PERMIT #: 99371

ISSUED: 10-11-99

JOB LOCATION: ~~547~~ EUCLID AVE

549
and

OWNER: NEW HOME DEVELOPMENT

PHONE: 419-784-1075

ADDRESS: 511 PERRY ST DEFIANCE, OH 43512

CONTRACTOR: THE DOTSON CO INC

ADDRESS: 6848 PROVIDENCE ST WHITEHOUSE, OH 43571

PHONE: 419-877-5176

WATER TAP SIZE 1" 1.5" _____ 2" _____ OTHER _____

WATER METER YOKE SIZE 5/8" 3/4" _____ 1" _____ OTHER _____

NEW STRUCTURE EXISTING STRUCTURE _____ LAWN METER _____

WATER SERVICE LINE TO BE TYPE "K" COPPER OR "CTS" POLYETHELENE TUBING OF 1" MINIMUM SIZE.

BACKFLOW DEVICE REQUIRED YES NO _____

TYPE OF BACKFLOW DEVICE REQUIRED Double check valve assembly

WATER METER YOKE INSTALLATION IS SUBJECT TO THE FOLLOWING CONDITIONS

- 1.) MUST BE LOCATED IN AN ACCESSIBLE AREA.
- 2.) MUST BE IN AN AREA WHICH IS NOT SUBJECT TO FREEZING TEMPERATURES.
- 3.) MUST BE AT LEAST 18" ABOVE FLOOR LEVEL (NO CRAWL SPACE INSTALLATIONS).
- 4.) MUST COMPLY WITH MINIMUM MOUNTING REQUIREMENTS (DRAWING AVAILABLE)

ISSUED BY _____ RECEIVED BY _____

1-Copy to: Building Dept, Water Dept, and Utilities Dept

APPLICATION FOR

Residential, Building, Electrical, Plumbing, Mechanical, and Demolition Permit
 FROM - The City of Napoleon, Ohio, Building Department
 255 West Riverview Avenue; P.O. Box 151; Napoleon, Ohio 43545 - Telephone (419) 592-4010

ENTRY NO. _____

PERMIT NO. _____ ISSUED _____

JOB LOCATION 547/549 Euclid

LOT _____
 (Subdivision or Legal Description)

ISSUED BY _____
 (Building Official)

OWNER _____ PHONE _____

ADDRESS _____

AGENT _____ PHONE _____

ADDRESS _____

USE: () Residential () Commercial () Industrial
 () Other _____

WORK: () New () Addition () Replacement () Remodel

ESTIMATED COST = \$ _____

ZONING INFORMATION

District	Lot Dimensions	Area	Front Yard	Side Yard	Rear Yard
R-4	66x165	10890	25	7	15

Max Height	No. Pkg. Spaces	No. Ldg. Spaces	Max Cover	Petition or Appeal Required-Date
45'	1		45%	

WORK INFORMATION

Building: Ground Floor Area 1370 sq. ft. Basement Floor Area _____ sq. ft.
 Garage Floor Area _____ sq. ft. 2nd Floor Area _____ sq. ft. Other _____ sq. ft.
 Size: Length 50 Width 27'5" Stories 1 Height 16'
 Building Volume (for Demolition Permit) _____ cubic feet

Description of Work: _____

	Base	Plus	Total
() Building	\$ _____	\$ _____	\$ <u>255.00</u>
() Electrical	\$ <u>30.00</u>	\$ <u>112.00</u>	\$ <u>142.00</u>
() Plumbing	\$ <u>9.00</u>	\$ <u>24.00</u>	\$ <u>33.00</u>
() Mechanical	\$ <u>36.00</u>	\$ _____	\$ <u>36.00</u>
() Demolition	\$ _____	\$ _____	\$ _____
() Zoning	\$ _____	\$ _____	\$ _____
() Sign	\$ _____	\$ _____	\$ _____
() Water Tap	\$ _____	\$ _____	\$ <u>1310.00</u>
() Sewer Tap	\$ <u>132.00</u>	\$ <u>60.00</u>	\$ <u>192.00</u>
() Temp Water	\$ _____	\$ _____	\$ _____
() Temp Elec.	\$ _____	\$ _____	\$ _____
Additional Plan Review:	Structure _____	Electric _____	Hours _____
TOTAL FEES			\$ <u>1968.00</u>
Less Fees Paid			\$ _____
BALANCE DUE			\$ _____

ELECTRICAL: Contractor _____ Phone _____
Address _____ ESTIMATED COST = \$ _____
Type of Work: ()New ()Service Change ()Rewiring ()Add'l Wiring TEMPORARY ELEC. REQUIRED - ()Yes ()No
Size of Service _____ Underground _____ Overhead _____ Number of New Circuits _____

Description of Work: _____

PLUMBING: Contractor _____ Phone _____
Address _____ ESTIMATED COST = \$ _____

WATER TAP REQUIRED - ()Yes ()No Size _____ Type of Pipe _____ Water Dist. Pipe _____

SANITARY SEWER TAP REQUIRED - ()Yes ()No Size _____ Type of Pipe _____ Dr. Waste Vt. Pipe _____

STREET SEWER TAP REQUIRED - ()Yes ()No Type of Pipe _____ STREET TO BE OPENED - ()Yes ()No
Main Building Drain Size = _____ Main Vent Pipe Size = _____

LIST NUMBER OF PLUMBING FIXTURES BELOW:

Water Closets = _____ Bathtubs = _____ Showers = _____ Lavatories = _____ Kitchen Sinks = _____ Disposal = _____
Clothes Washer = _____ Floor Drains = _____ Dishwasher = _____ Other _____ Total = _____

Description of Work: _____

MECHANICAL: Contractor _____ Phone _____
Address _____ ESTIMATED COST = \$ _____

HEATING SYSTEM - ()Forced Air ()Gravity ()Hot Water ()Steam ()Unit Heaters ()Radiant ()Baseboard

TYPE OF FUEL - ()Electric ()Natural Gas ()Propane ()Wood ()Coal ()Solar ()Geothermal Other _____

NUMBER OF HEAT ZONES = _____ HOT WATER - ()One (1) Pipe ()Two (2) Pipes ()Series Loop

ELECTRIC HEAT - Number of Circuits _____ Number of Furnaces _____ Number of Hot Air Runs _____

Number of Hot Water Radiators _____ Total Heat Loss _____ Rated Capacity of Furnace/Boiler _____

LOCATION OF HEATING UNITS - ()Crawl Space ()Floor Level ()Attic ()Suspended ()Roof ()Outside

Description of Work: _____

DRAWINGS REQUIRED: All applications must be accompanied by two (2) complete sets of Drawings including Site Plans, Foundation Plans, Floor Plans, Structural Framing Plans, Exterior Elevations, Section and Details, Stair Details, Electrical Layout, Plumbing Isometric, Heating Layout, etc. All Plans shall be drawn to scale, show all existing structure on the Site Plans, and show electric panel and furnace locations.

READ AND SIGN BELOW: The undersigned hereby makes application for a Permit for all work described herein and agrees to complete the work in strict accordance with all applicable provisions of the current edition of the C.A.B.O. Building Code, the Napoleon Building and Zoning Codes, the Napoleon Engineering Department Rules and Regulations, Standard Specifications and other pertinent sections of the Napoleon Code of Ordinances.

Signature of Applicant _____ Date _____

CITY OF NAPOLEON OHIO PERMIT APPLICATION

THIS APPLICATION IS FOR RESIDENTIAL CONSTRUCTION INCLUDING BUILDING, ELECTRICAL, PLUMBING, MECHANICAL, DEMOLITION, REMODELING.

DATE 10/5/99 JOB LOCATION 547 / 549 Euclid Avenue

LOT # 15 SUBDIVISION NAME LG Randall 1st Addition

OWNER New Home Development Co. PHONE (419) 784-1075

OWNER ADDRESS 511 Perry Street CITY Defiance, OH ZIP 43512

CONTRACTOR The Dotson Company PHONE (419) 877-5176

CONTRACTOR ADDRESS 6848 Providence Street CITY Whitehouse, OH ZIP 43571

CONTRACTOR FAX # (419) 877-0736 CELL PHONE (Opt.) _____

DESCRIPTION OF WORK TO BE PERFORMED: Wood framed duplex

ESTIMATED COST OF WORK TO BE PERFORMED: \$122,000.00

WORK INFORMATION

BUILDING: Basement Floor Area n/a Sq. Ft. 1st Story Living Area 1371 Sq. Ft.
2nd Floor Living Area n/a Sq. Ft. Garage Floor Area n/a Sq. Ft.

BUILDING SIZE: Length 50' Width 27'-5" Stories 1 Height 12 DEMO VOL n/a

Masonry Contractor Schroeder Phone (419) 943-2270 Fax (419) 943-2260
Address 5839 SR 109 City Leipsic St OH Zip 45856

Electrical Contractor R.G. Electric Phone (419) 784-5102 Fax (419) 784-0894
Address 502 Ravine Street City Defiance St OH Zip 43512

Plumbing Contractor Yoder Plumbing & Heating Phone (419) 335-4240 Fax _____
Address 1205 N. Ottokee City Wauseon St OH Zip 43567

Heating Contractor Yoder Plumbing & Heating Phone (419) 335-4240 Fax _____
Address 1205 N. Ottokee City Wauseon St OH Zip 43567

Insulation Contractor _____ Phone _____ Fax _____
Address _____ City _____ St _____ Zip _____

Other Contractor attach information.

ZONING INFORMATION (to be completed by City): District _____ Lot Dimensions _____
Lot Area _____ FRSB _____ SYSB _____ RYSB _____ Max Ht _____ ft Max Cov _____ %

I by signing below agree to comply with all applicable City of Napoleon Codes & Ordinances while performing the work herein described. I understand that all work for which a permit is issued is required to be approved by the building inspector of the City of Napoleon.

Applicant Signature *Ronald D. E...* Date 10/6/99

04/05/99

784-1075

CAREN BAUER

DUPLEXES - NAPOLEON AND DEFIANCE

OWNER: NEW HOME DEVELOPMENT CO., 511 PERRY ST., DEFIANCE, OH. 43512
ARCHITECT: POGGEMEYER D.G., RON ELLIOT. PH. 244-8074 FAX 353-0187
COMPLETION IN 180 DAYS FROM LTR. OF COMM.. ARCH. EST. GC 227,350; PLBG. 29,400; HVAC 36,300; ELEC. 23,600.
SUBS AND SUPPLIERS IN BOLD PRINT.

ITEM	COMPANY	ADDRESS	PHONE	FAX	MOBILE
CARPENTRY	DOTSON (FINISH)	PROVIDENCE ST., WHITEHOUSE	877-5176	877-0736	ART BRADFORD 351-5100
CONCRETE	DOTSON	PROVIDENCE ST., WHITEHOUSE	877-5176	877-0736	ART BRADFORD 351-5100
DRYWALL	BURKHOLDER DRYWALL	25 ARCHBOLD	466-2698		SCOTT 262-1720
DRYWALL	COUNTRY BUILDERS	COLUMBUS GROVE	659-5748		CRAIG OR JOHN
ELECTRICAL	RG ELECTRIC (PRIME)	DEFIANCE	784-5102	784-0894	BOB GALLAGHER
FLOORS	SCHIEDER-DIETRICH	PERRYSBURG	874-1373	874-0724	RICK
FLOORS	JOHNSON'S CARPET	563 E. RIVERVIEW, NAP.	592-7561		JOHN J.
FRAMING	OAK RIDGE BUILDERS	NAPOLEON	599-8422		RON WEICKER 262-0809
GAS	OHIO GAS				
GUTTERS	RHM	TOLEDO	693-6557	*51	ROY LUNSFORD
HVAC/PLBG	YODER P&H	1205N.OTTOKEE,WAUSEON	335-4240		ERV
HVAC/PLBG	B&T PLUMBING	SYLVANIA	882-8940		BERNIE
LANDSCAPE	NORTHWEST LANDSCAPE	APPIAN & RT 110, NAP.	599-7371		RON FOOR
MASONRY	SCHRADER	5839 RT.109, LEIPSIC	943-2270	943-2260	MARK S.
MASONRY	GREISINGER	DELTA	822-4653		RANDY
MATERIALS	FINGERLE LUMBER	108 E.MADISON,ANN ARBOR	800-365-7701	734-665-4465	MARK LENHART
MATERIALS	LUTTERBEIN LUMBER CO.	444 N.MICH.AVE,EDGERTON	298-2371	298-2667	GARY SCHROEDER
MATERIALS	WAUSEON WOODWRKNG	247 N. BRUNELL, WAU.	337-4570	337-4580	JIM/AARON
MATERIALS	BRYAN BLDG. CTR.	316 W. BRYAN ST., BRYAN	636-1184		
MATERIALS	CARTER	RT.24 W., DEF.	782-4231	782-4097	KEN GROLL 439-1671
MATERIALS	LUGBILL SUPPLY CTR.	1396 S. DEF., ARCHBOLD	445-0815		LYLE JOHNSON
MATERIALS	RAUSCH LMBR.	118 W. FRONT, NAP.	592-3866		TOM RAUSCH
MATERIALS	HOLGATE LUMBER CO.	215 LEE, HOLGATE	264-2331		BRYAN
PAINT	HOFFMAN & ROEHRIG	GORDON ST., DEF.	782-3156	782-2572	PAUL ROEHRIG
PAVING	WIKEL ASPHALT	SWANTON	825-5146		NED
ROOFING	CLINE BROS.	6990 SR 66N, ARCHBOLD	445-9826		RON C. / BARRY 445-7666
ROOFING	RHM	TOLEDO	693-6557	*51	ROY LUNSFORD
SIDING	RHM	TOLEDO	693-6557	*51	ROY LUNSFORD
SITework	TAYLOR EXCAVATING	DELTA	822-5065		TOM TAYLOR 466-3426
SITework	VERNON NAGEL, INC.	C.R.11C. (OLD RT.6), NAP.	592-3861	592-1537	VERN MASTERS
SITework	WYSE EXCAVATING	WAUSEON	923-8481		RANDY

NEW HOMES & ADDITIONS

REQUIRED INSPECTIONS

1. Location and setback prior to any excavation.
2. Footer excavation and forming, prior to pouring concrete.
3. Foundation walls prior to pouring and before back-filling, garage floor before pouring, & driveway and sidewalks before pouring.
4. Structural inspection for exterior & interior walls, floor system, roof system and stairways.
5. Rough-in for electrical, mechanical, plumbing and insulation.
6. Siding, interior wall covering (drywall), fire place and other specialty items.
7. Final inspection on electrical, mechanical, & plumbing.
8. Final on stairways banisters & balusters, guard rails, smoke detectors.

Occupancy for new homes & additions is issued only after the above inspections have been approved. In addition, for new homes, water meters must be installed and utilities must be placed in the name of the person who will occupy the dwelling.

For inspections call (419) 592-4010 ask for Brent Damman.

Friday, October 8, 1999

Mr. Art Bradford
The Dotson Co. Inc.
6848 Providence St.
Whitehouse, OH 43571

Re. Addendum to permits for the proposed dwellings at 521/523 E. Washington St. & 547/549 Euclid Ave.
Napoleon, Ohio

Dear Mr. Bradford

Please note certain City code requirements and specification for the above referenced job locations.

1. Each dwelling shall have a separate 1" Copper or 1" CTS-PE service line to the mechanical room.
2. Water meters are to be located and installed in accordance to City specification sheet # RWM1" (attached). Note - backflow device required and must be installation in horizontal position per city code.
3. Sidewalks are to be installed in accordance with City specification sheet # RS (attached).
4. Driveway installation shall be according to specification sheet # RDSD (attached).
5. Contractor shall install sewer taps from main to dwelling, one six inch tap per building/location. ROMAC brand saddle required on main. Street bond of \$500.00 required for each location, bond will be returned upon complete restoration of work area.
6. Site contractor shall be responsible to grade drainage swales on sides and rear of property to prevent storm water runoff to neighboring properties.

All remaining site work shall comply with the City of Napoleon Engineering Rules & Regs and sheet # RSDUS. Building construction shall comply with the latest OBOA residential codes. Inspections required according to inspection sheet # NHI (attached).

If you have questions regarding the requirements and specification described herein please call.

Sincerely



Brent Damman
Zoning Administrator

RESIDENTIAL PLAN CORRECTION SHEET

CITY OF NAPOLEON
255 West Riverview Ave.
Napoleon, Ohio 43545
(419) 592-4010

ADDENDUM TO PERMIT NO. _____
Owner New Home Development
Contractor Dotson Co. Inc.
Location 521/523 E. Washington +
547/549 Euclid Ave.

Please note the items checked below and incorporate them into your plans as indicated:

- Permit not yet issued, correct Plans and re-submit.
 Permit issued, incorporate items during construction.

GENERAL

- Provide approved smoke detector(s) as req'd.
- Provide 1/2" gypsum wallboard between dwelling and garage, on garage side.
- Provide min. 1-3/8" solid wood door from garage to dwelling (or equal).
- Submit fully dimensioned plot plan.
- Provide min. of 1 - 3' 0" x 6' 8" exit door.
- Provide min. 22" x 30" attic access opening.
- Provide min. 18" x 24" crawl space access opening.
- Provide approved sheathing or flashing behind masonry veneer.
- Provide min. 15# underlayment on roof.
- Provide adequate fireplace hearth.
- Install factory built fireplaces/stoves according to manufacturer's instructions.
- Terminate chimney 2' above roof or 2' above highest point of bldg within 10' of chimney.

- Show size of members supporting porch roof.
- Provide double top plate for all bearing partitions and exterior walls.
- Provide design data for prefab wood truss.
- Ceiling joists undersized in _____
- Roof rafters undersized in _____

} Per plan

PLUMBING AND MECHANICAL

- Terminate all exhaust systems to outside air.
- Insulate ducts in unheated areas.
- Provide backflow prevention device on all hose bibs.
- Terminate pressure and temperature relief valve drain in an approved manner.
- Provide dishwasher drain with approved air gap device.

EGRESS WINDOWS

- All bedroom windows shall have a min. net clear opening width of 20" and a min. net clear height of 24".
- First floor bedrooms windows shall have a min. net clear opening of 5.0 s.f. Second floor bedroom windows shall have a min. net clear opening of 5.7 s.f.

ELECTRICAL

- Show location of service entrance panel and service equipment panel.
- G.F.C.I. req'd. on temporary electric.
- Outdoor, bathroom, and garage receptacles shall be protected by G.F.C.I.
- Max. number of receptacles permitted on a G.F.C.I. circuit shall be 10 for 20 A. circuits and 7 for 15 A. circuits.
- Refrigerators, microwaves, washers, disposal, furnace and air conditioners shall be on separate circuits.

LIGHT AND VENTILATION

- Provide mechanical, exhaust or window in bathroom gill
- Provide min. per brochure sq. in. net free area attic ventilation.
- Provide min. per plan sq. in. net free area crawl space ventilation.

FOUNDATION

- Min. depth of foundation below finished grade is 36".
- Min. size of footer per plan
- Provide anchor bolts, 1/2" @ 6' o.c. 1' from each corner. Embedded 7" in concrete and 15" in masonry.
- Show size of basement columns.

FRAMING

- Show size of wood girder in _____
- Provide design data for structural member in _____
- Floor joists undersized in _____
- Provide double joists under parallel bearing partitions.
- Provide 1" x 4" let in corner bracing, approved sheathing, or equal.
- Show size of headers for openings over 4' wide _____

} Per plan

INSPECTIONS

The following indicated inspections are req'd. The owner or his agent shall contact the City Bldg. Dept. at least 24 hrs. prior to the time the inspection is to be made.

- | | |
|---|---|
| <input checked="" type="checkbox"/> Footer & setbacks | <input checked="" type="checkbox"/> Electrical rough-in |
| <input checked="" type="checkbox"/> Foundation | <input checked="" type="checkbox"/> Electrical - final |
| <input checked="" type="checkbox"/> Plumbing rough-in | <input checked="" type="checkbox"/> Building sewer |
| <input checked="" type="checkbox"/> Plumbing - final | <input checked="" type="checkbox"/> HVAC rough-in |
| <input checked="" type="checkbox"/> Electrical service | <input checked="" type="checkbox"/> Final building |
| <input checked="" type="checkbox"/> Other <u>sidewalk, driveway, sewer tap.</u> | |

Additional corrections/comments: _____

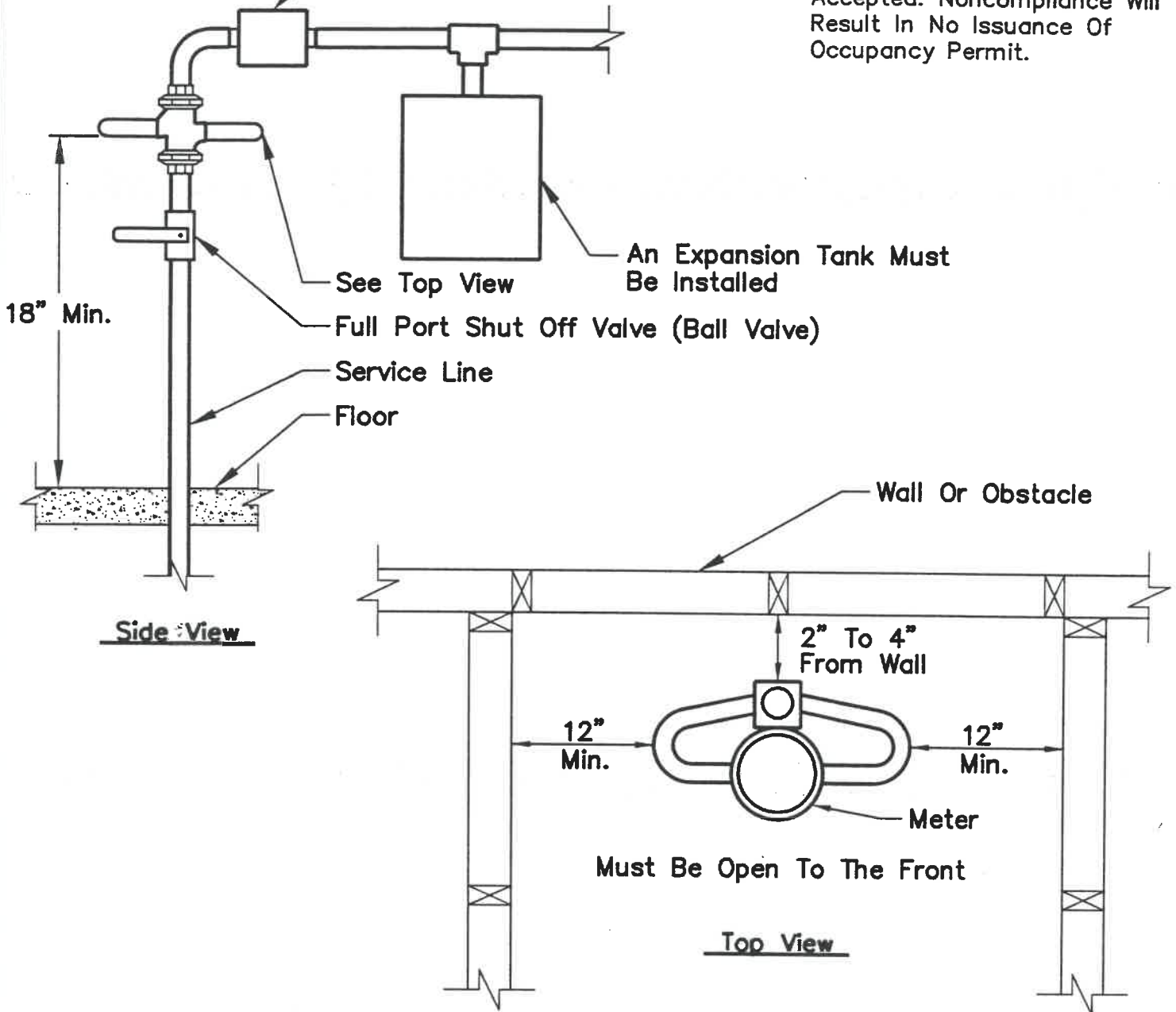
The approval of Plans and Specifications does not permit the violation of any Section of the Building Code or other City Ordinance. This addendum is attached to Permit No. _____ and made a part thereof.

Date 10-11-99 approved disapproved Checked by BND

Inside Residential Detail
5/8", 3/4", Or 1" Meter

Dual Check Valve Assembly
 Backflow Preventer
 (Mounted Horizontal)

Note:
 New Meter Installation In
 Crawl Spaces, Will Not Be
 Accepted. Noncompliance Will
 Result In No Issuance Of
 Occupancy Permit.



CITY OF NAPOLEON
 ENGINEERING DEPARTMENT
 PO BOX 151 / 255 W. RIVERVIEW AVE.
 NAPOLEON, OHIO 43545
 -PHONE NO. (419) 592-4010
 FAX NO. (419) 599-8393

City Of Napoleon
 Water Distribution Dept.
 Typ. Service Installation

DATE: 04/07/99
 DRAWN BY: M.B.S.
 APPROVED BY: J.C.M.
 SCALE: NTS
 SHEET ___ OF ___

RwM 1"

RS

CITY OF NAPOLEON

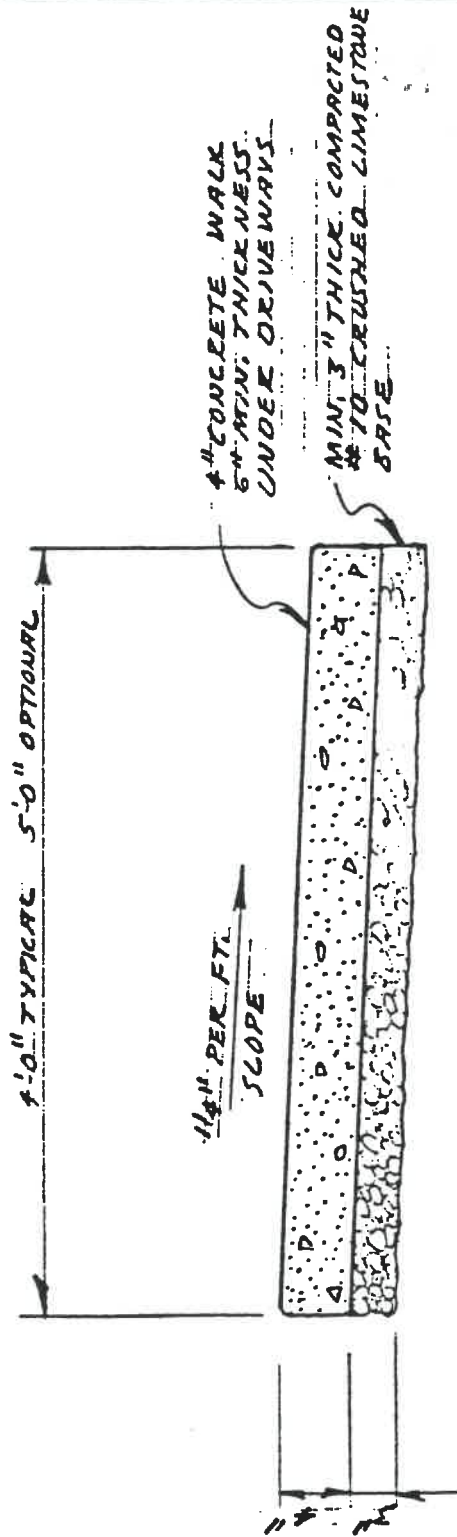
RESIDENTIAL SIDEWALK SPECIFICATION

I. WORK INCLUDED:

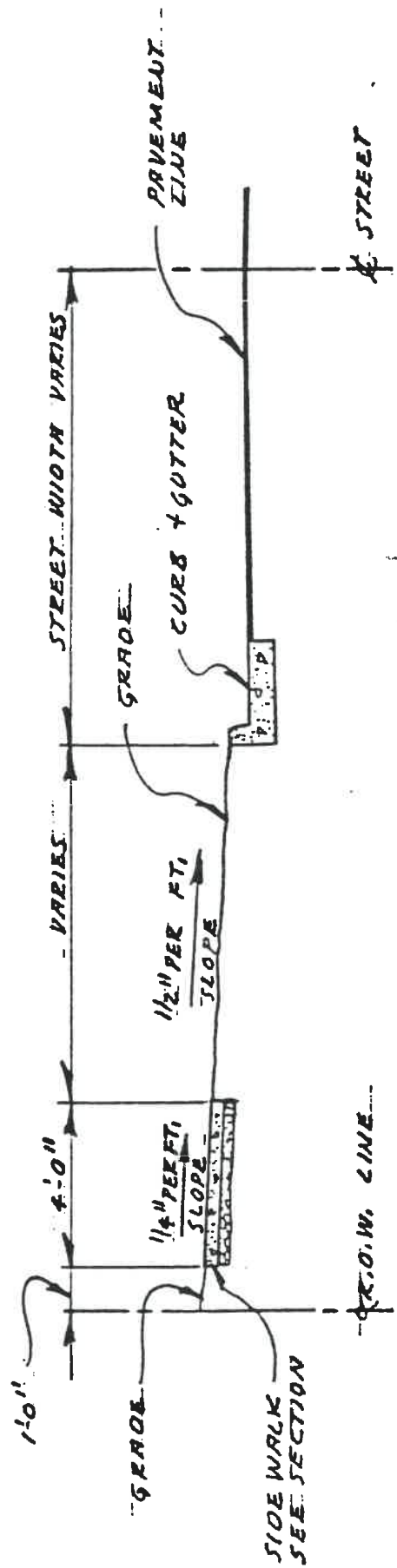
- A. Under this item the Contractor shall improve by construction, reconstruction or repairing as is necessary public sidewalks between limits established by the Engineer.
- B. Sidewalks shall be at least four (4") inches in thickness and in driveway crossings six (6") inches in thickness. When sidewalks abutt with the curb, the width shall be five (5') feet or as wide as the existing sidewalks; in either case, a minimum width of four (4') feet shall be adhered to. Edge of walks adjacent to the property line of the street shall be placed at least one (1') foot from the property line or meet existing sidewalks. The Engineering Department will give line and grade.
- C. Old concrete sidewalk material shall be removed and granular material used for fill if necessary to meet grade.
- D. All work shall conform to the standard specifications published by the Ohio Department of Transportation (O.D.O.T.) and the City, in effect at the date of contract and the requirements under these specifications.
 1. Referenced O.D.O.T. specifications as follows:
 - 608. concrete walks
 - 499. concrete
 - 511.12 depositing and curing concrete in cold weather

II. MATERIALS AND FINISH:

- A. A minimum 3" thick #10 crushed limestone base shall be provided and compacted in place.
- B. The concrete mix shall be a minimum of a 6' bag mix with 5 to 6% air entrainment. All surface area shall be broom finished and sealed with an Engineer approved concrete sealer. All joints shall be trowel-cut with a maximum joint spacing of 5 feet. The depth of cut shall be a minimum $\frac{1}{2}$ of the thickness of the slab. The final trowel-cut and edging shall be done after the final brooming. Expansion joints shall be placed at a maximum of 40 feet and at all intersecting walks.

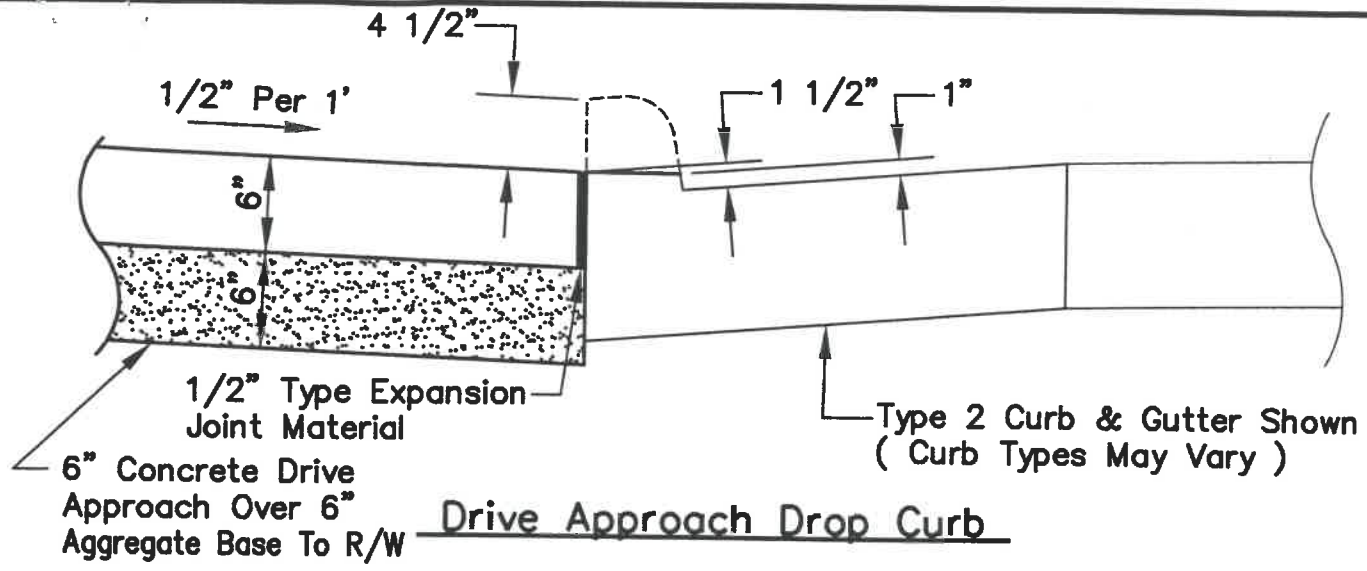


SIDEWALK SECTION

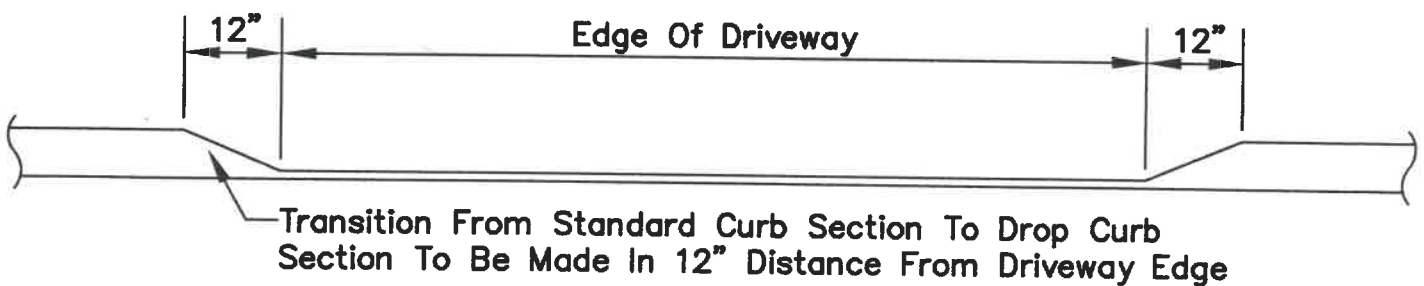


SIDEWALK LINE & ELEVATION DET.

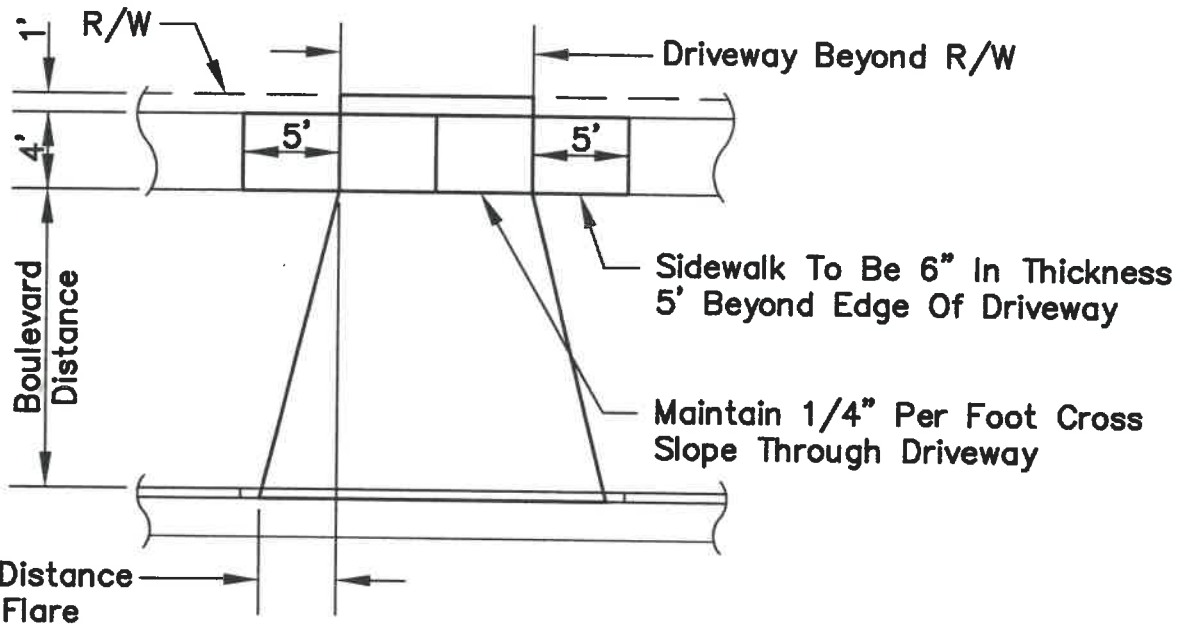
CITY OF NAPOLEON
11-17-86 OWS # 10F1



Drive Approach Drop Curb



Drop Curb Section



Concrete Drive Approach

* Any Variance From Detail To Be Approved By City Of Napoleon Engineering Department *

CITY OF NAPOLEON
 ENGINEERING DEPARTMENT
 PO BOX 151 / 255 W. RIVERVIEW AVE.
 NAPOLEON, OHIO 43545
 PHONE NO. (419) 592-4010
 FAX NO. (419) 599-8393

Drive Approach
 And Drop Curb
 Standard Detail
 RDSD

DATE: 10/27/98
 DRAWN BY: M.B.S.
 APPROVED BY: A.C.H.
 SCALE: NTS
 SHEET ___ OF ___

MINIMUM REQUIREMENTS FOR RESIDENTIAL CONSTRUCTION, SITE DEVELOPMENT & UTILITY SPECIFICATIONS.

1. Two complete sets of plans are required. Plans shall include elevation drawings, floor plan for all floors including basement showing window sizes, foundation and footer details, electrical layout, plumbing layout, ducting layout, lot grading plan and site plan showing utility location (water service, sanitary sewer, storm sewer and electrical service).

2. Minimum line size and pipe types are as follows;

(a). Water service line size shall be 1" CTS (copper tubing size polyethylene) or type K copper tubing. If polyethylene tubing is used a 12 gauge tracing wire shall be buried along side the entire length of the line and into the building. Backflow prevention devices are required and must be mounted in a horizontal position. All hose bibbs shall be equipped with vacuum breakers.

(b). Sanitary sewer shall be minimum 4" PVC SDR 35 gasket joint pipe and a cleanout shall be located at 18" from building wall.

(c). Storm sewer shall be a minimum of 4" field tile with approved adapters. Footer tiles and sump pumps may discharge to the storm sewer. Roof drains and down spouts shall discharge over the ground.

3. Sidewalks are required in most developments in accordance with City specifications. Concrete drive approaches 6" minimum thickness with a minimum 4" stone base are required from the curb to the front property line. Driveway outside of the City right of way shall be a minimum of 4" thick concrete with a minimum of 4" stone base. Sand shall not be permitted for any type of backfill or base.

4. Electrical service shall comply with the City of Napoleon specifications, aluminum conductors shall not be permitted. Underground conductors shall be installed by the City of Napoleon the cost of which shall be born by the user. Installation of electrical service shall not be completed until the City receives full payment for the service installation.

This is not a complete list of requirements, other regulations are applicable including the requirements of the Napoleon City Code of Ordinances and Ohio Building Officials Association (OBOA) code. Inspections are required for all the above.

RSDUS

No. 516

CERTIFICATE OF OCCUPANCY
THE CITY OF NAPOLEON
ENGINEERING DEPARTMENT
DIVISION OF INSPECTION

This is to certify that the Building or Land as herein described complies with all the building and health laws and ordinances and with the provisions of the Zoning Ordinance.

Location of Occupancy 547 & 549 Euclid Ave. Occupancy Two Family Building

Owner of Property New Home Development Address 1933 E. Second St. Defiance

Issued to Same Address

Zoning R-4 Residential Bldg. Permit No. 99371

Substantial qualifications of occupancy Substantial City Code Compliance

This certificate is issued by the City Building Inspector, as provided by law, and is to certify that construction is completed substantially in conformity with the approved plans and permission is hereby granted to occupy such building in compliance with such legal use and occupancy as authorized under the provisions of the ordinances of the City of Napoleon.

Issued this 29th day of September 19 2000

This is a valuable record for owner or lessee and should be so preserved.

Signed *Paul W. Dammann*
City Building Inspector

